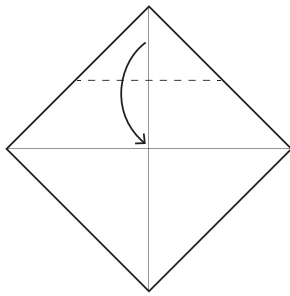


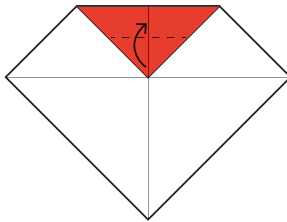
Season's Greetings

from Fuse Design



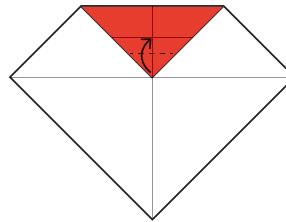
1

Fold to meet the centre line



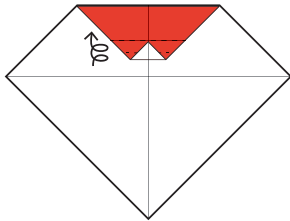
2

Fold up at dotted line



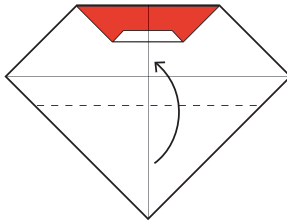
3

Fold up at dotted line



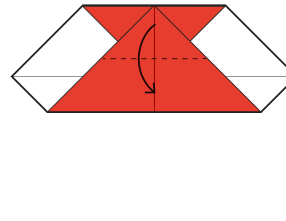
4

Roll up



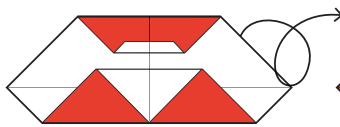
5

Fold up at dotted line



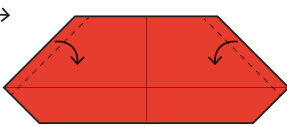
6

Fold down at dotted line



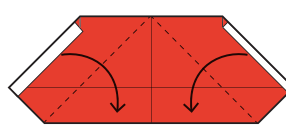
7

Turn over



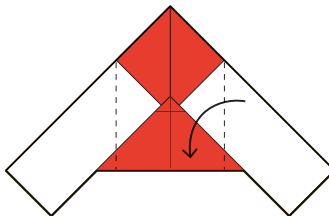
8

Fold in at dotted lines



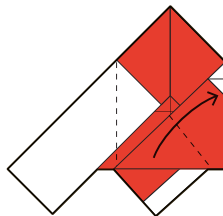
9

Fold in at dotted lines to centre line



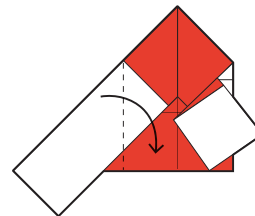
10

Fold in at dotted line



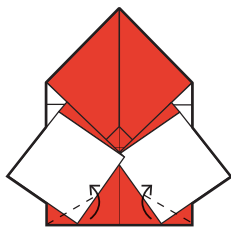
11

Fold in at dotted line and tuck in



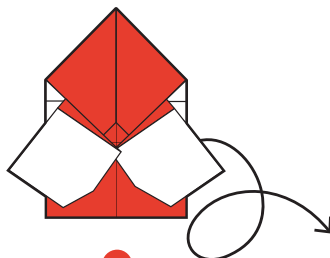
12

Repeat 10 and 11



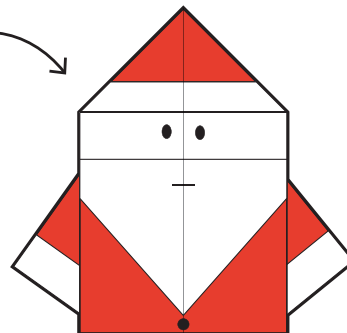
13

Fold inside



14

Turn over



15

Draw face and button to complete